

Overseas Student Health Cover

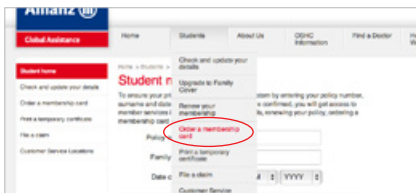
How to order your card online

Last updated June 2013

Step 1

Go to www.oshcallianzasistance.com.au and log into the Student Section using your policy number, family name and date of birth. In most cases your policy number is the same as your Student ID number.


Click on **'Order a membership card'**.



The screenshot shows the Allianz website interface. The 'Order a membership card' button is highlighted with a red circle. Other visible elements include the Allianz logo, navigation tabs (Home, Students, About Us, OSHC Information, Find a Doctor, Help Us), and a sidebar with options like 'Check and update your details', 'Upgrade to Family Cover', and 'Renew your membership'.

Step 2

Please enter your current Australian address, or check that the existing details are correct. Use the **'Update your details'** icon to correct any details.



The screenshot shows the 'Order a membership card' form. It includes sections for 'Membership details' and 'Policy holder'. The 'Membership details' section shows: Membership number: 13866700; Institution: QLD INSTITUTE OF BUSINESS & TECHNOLOGY; Current cover: 20-May-2008 to 21-May-2012. The 'Policy holder' section shows: Name: MR JANE SAMPLE; Gender: Female; Date of birth: 08-Sep-1980; Institution: QLD INSTITUTE OF BUSINESS & TECHNOLOGY; Postal address: 13 08667 07 CALYPSO, VIC 3101 AUSTRALIA; Home address: 13 08667 07 CALYPSO, VIC 3101; Home phone: 07-00007500; Mobile phone: 041 0000000; Email: jsample@unimelb.edu.au; Student visa expiry date: Unknown.

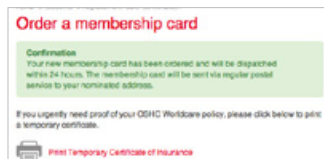
Step 3

Once all your details are correct, click on **'Order a new membership card'**

Order a New Membership Card

Confirmation

Your Membership Card and Policy Document will be posted to the postal address listed within 5 business days.



The screenshot shows a confirmation message: 'Order a membership card' followed by a green box containing the text: 'Confirmation Your new membership card has been ordered and will be dispatched within 24 hours. The membership card will be sent via regular postal service to your nominated address.' Below this, it says: 'If you urgently need proof of your OSHC Workforce policy, please click below to print a temporary certificate.' and a button labeled 'Print Temporary Certificate of Insurance'.

Print and use the Temporary Certificate of Insurance to visit our Direct Billing doctors or to confirm your OSHC until your membership card arrives.



Scan the QR code to log on to our website and order your card online now.

If you cannot order your card online, please contact our OSHC team on 13 OSHC (13 6742).

Allianz 

Global Assistance